

14118 Stowe Drive, Suite B | Poway, CA 92064  
 TEL: (858) 621-2700 | FAX: (858) 486-1927  
 URL: [www.zcomm.com](http://www.zcomm.com)  
 EMAIL: [applications@zcomm.com](mailto:applications@zcomm.com)

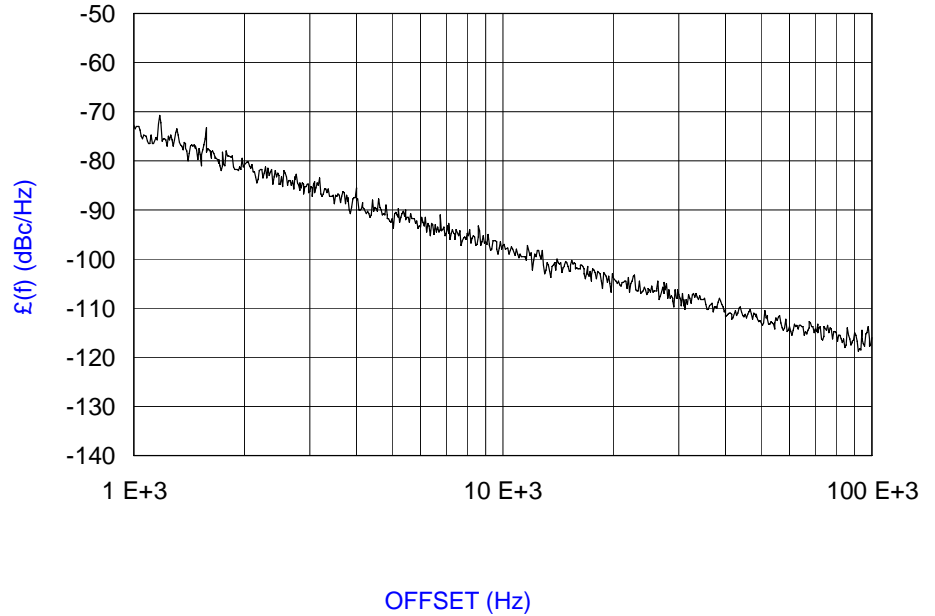
### Voltage-Controlled Oscillator Surface Mount Module

#### Applications

- Satellite Communications
- Test Instrumentations
- 

#### Application Notes

- AN-101: Mounting and Grounding
- AN-102: Output Loading
- AN-107: Manual Soldering



#### Performance Specifications

	Min	Typ	Max	Units
Oscillation Frequency Range	1000		2000	MHz
Phase Noise @ 10 kHz offset (1 Hz BW)		-96		dBc/Hz
Harmonic Suppression (2nd)		-5		dBc
Tuning Voltage	1		20	Vdc
Tuning Sensitivity (avg.)		67		MHz/V
Power Output	3	5.5	8	dBm
Load Impedance		50		$\Omega$
Input Capacitance			100	pF
Pushing			1	MHz/V
Pulling (14 dB Return Loss, Any Phase)			10	MHz
Operating Temperature Range	-40		80	$^{\circ}\text{C}$
Package Style		MINI-14S		

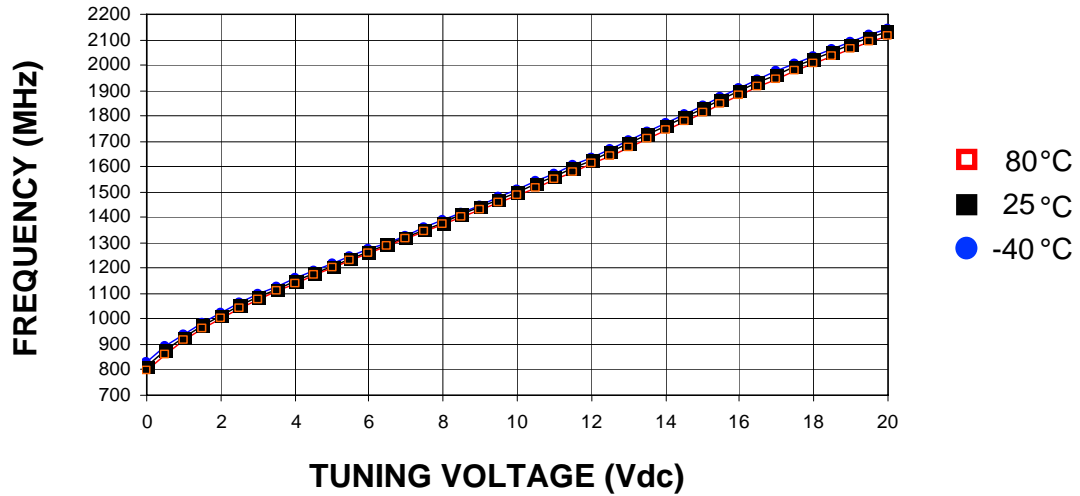
#### Power Supply Requirements

	Min	Typ	Max	Units
Supply Voltage (Vcc, nom.)		10		Vdc
Supply Current (Icc)		15	20	mA

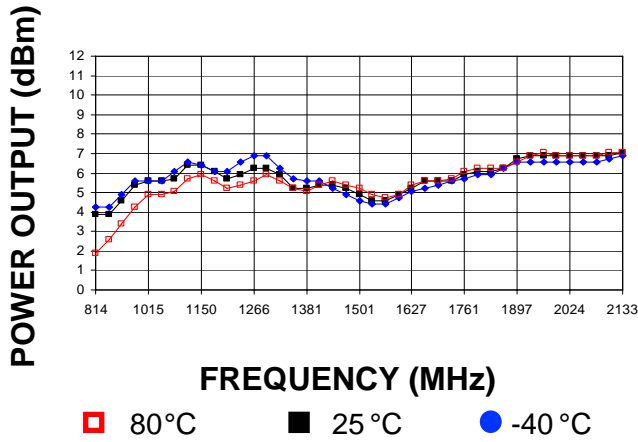
#### Additional Notes

LFSuffix = RoHS Compliant. All specifications are subject to change without notice.

Tuning Curve, typ.



Power Curve, typ.



Footprint



Physical Dimensions



LFSuffix = RoHS Compliant. All specifications are subject to change without notice.